





Predavanje II deo

TEHNIČKI CRTEŽ

4.2 Vrste linija


Vrste linija	Primena	Razmera				
		1:1	1:10	1:50	1:100	1:200
široka puna 	konture delova objekta i terena u preseku	1,4	1,0	0,7	0,5	0,35
srednje široka puna 	vidljive ivice objekta, konture manjih ili užih delova objekta u preseku i izgledima	0,7	0,5	0,35	0,25	0,18
uska puna 	rasteri, kotne linije, šrafure sanitarije i nameštaj, gazišta stepeništa	0,5	0,35	0,25	0,18	0,18
srednje široka isprekidana 	nevidljive ivice objekta, otvori u plafonu, krovne grede i slemena	0,7	0,5	0,35	0,25	0,18

Vrste linija



Vrste linija	Primena	Razmera				
		1:1	1:10	1:50	1:100	1:200
uska isprekidana 	sporedne nevidljive ivice i prekidi	0,5	0,35	0,25	0,18	0,18
široka tačka-crta 	obeležavanje ravni preseka, regulacione i građevinske linije	1,4	1,0	0,7	0,5	0,35
uska tačka-crta 	simetrale i ose	0,5	0,35	0,25	0,18	0,18
slobodnom rukom 	slojevi terena, šrafura drveta...	0,5	0,35	0,25	0,18	0,18
tačkasta 	delovi objekta koji se ruše, sporedne linije	0,5	0,35	0,25	0,18	0,18

4.3 Kotiranje

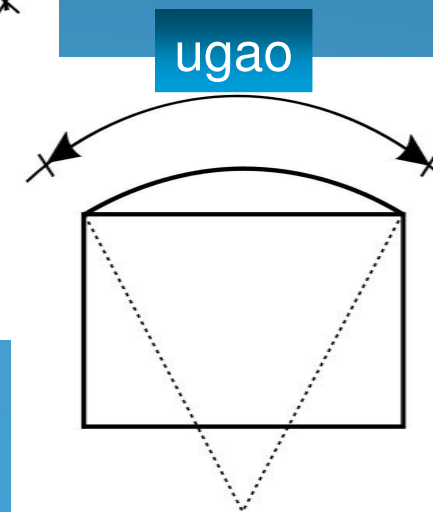
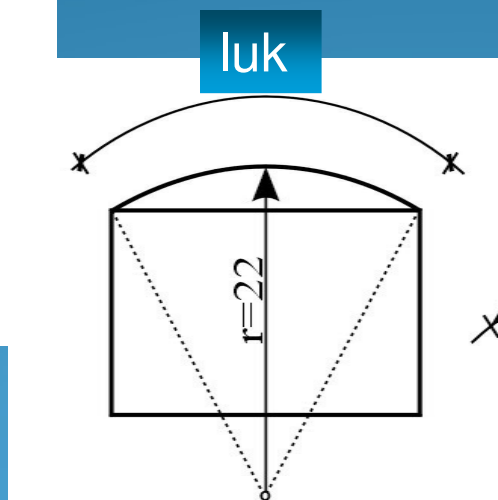
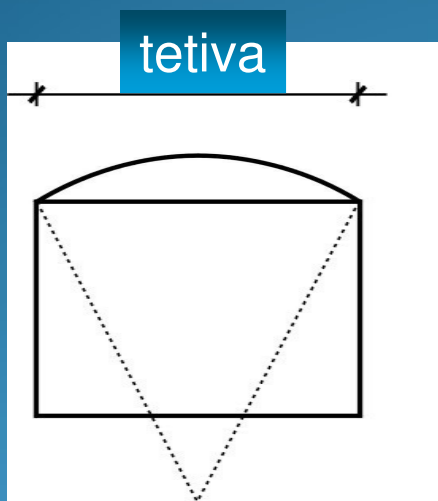
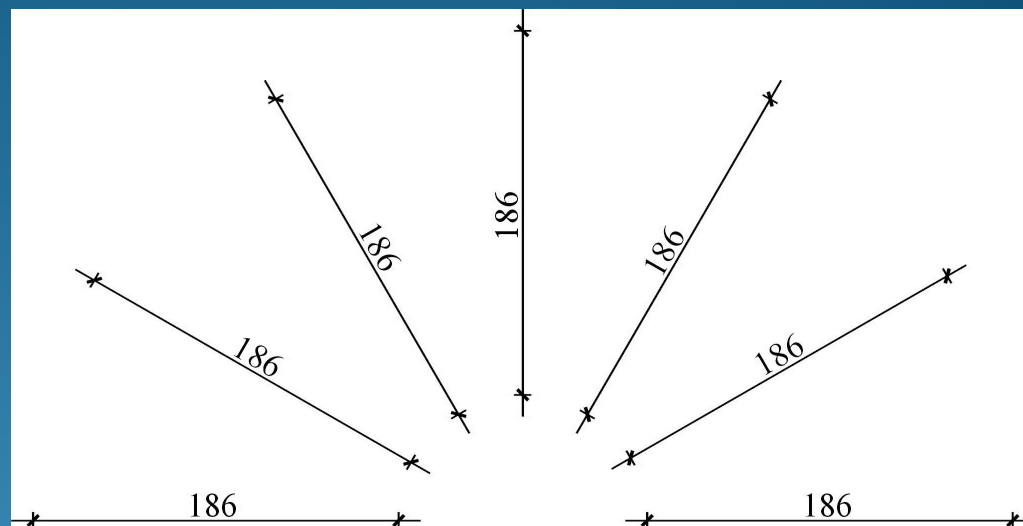
Vrste kotnih linija



Način upisivanja kota

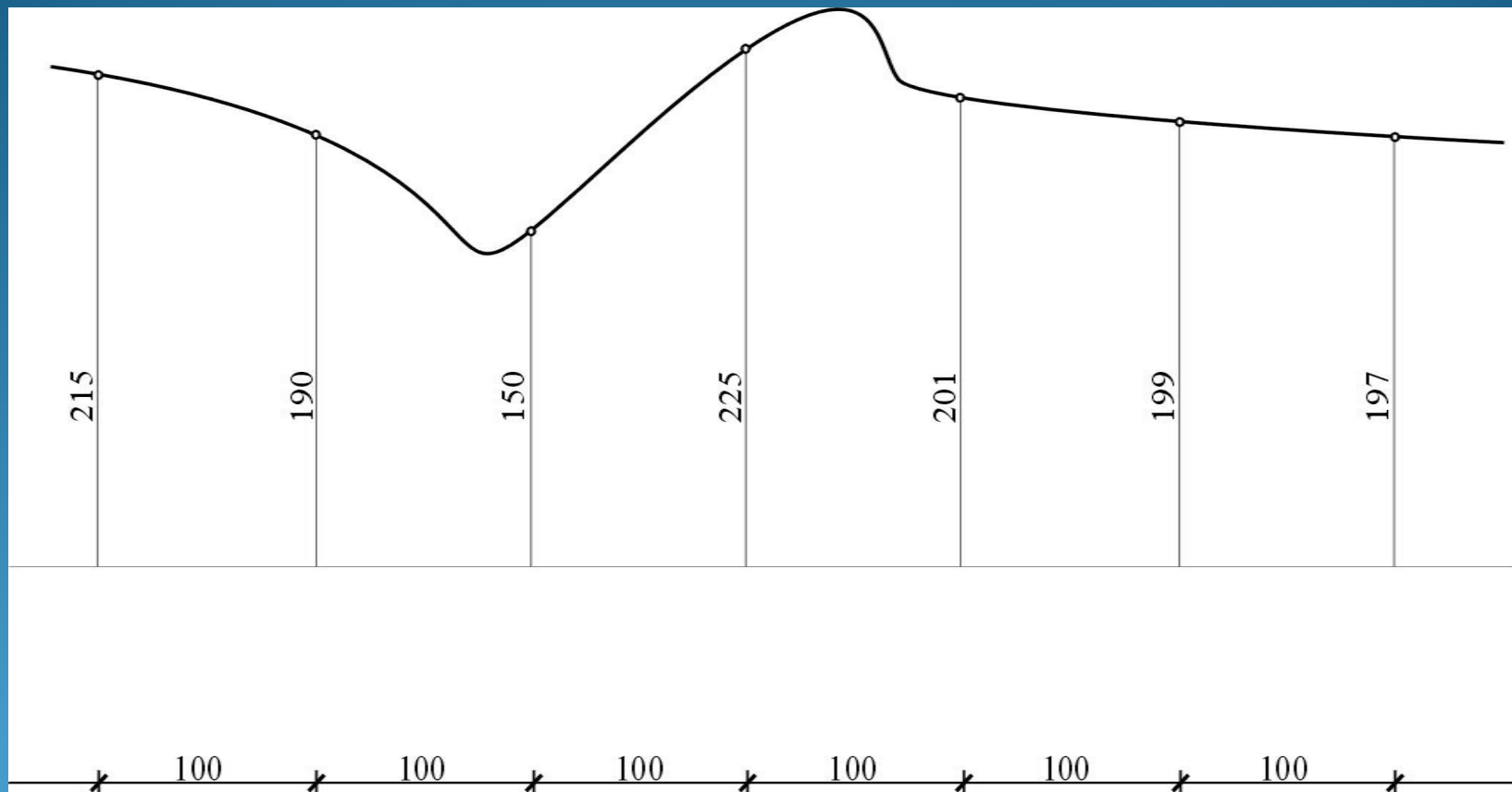


Način upisivanja cifara prema nagibu kotne linije

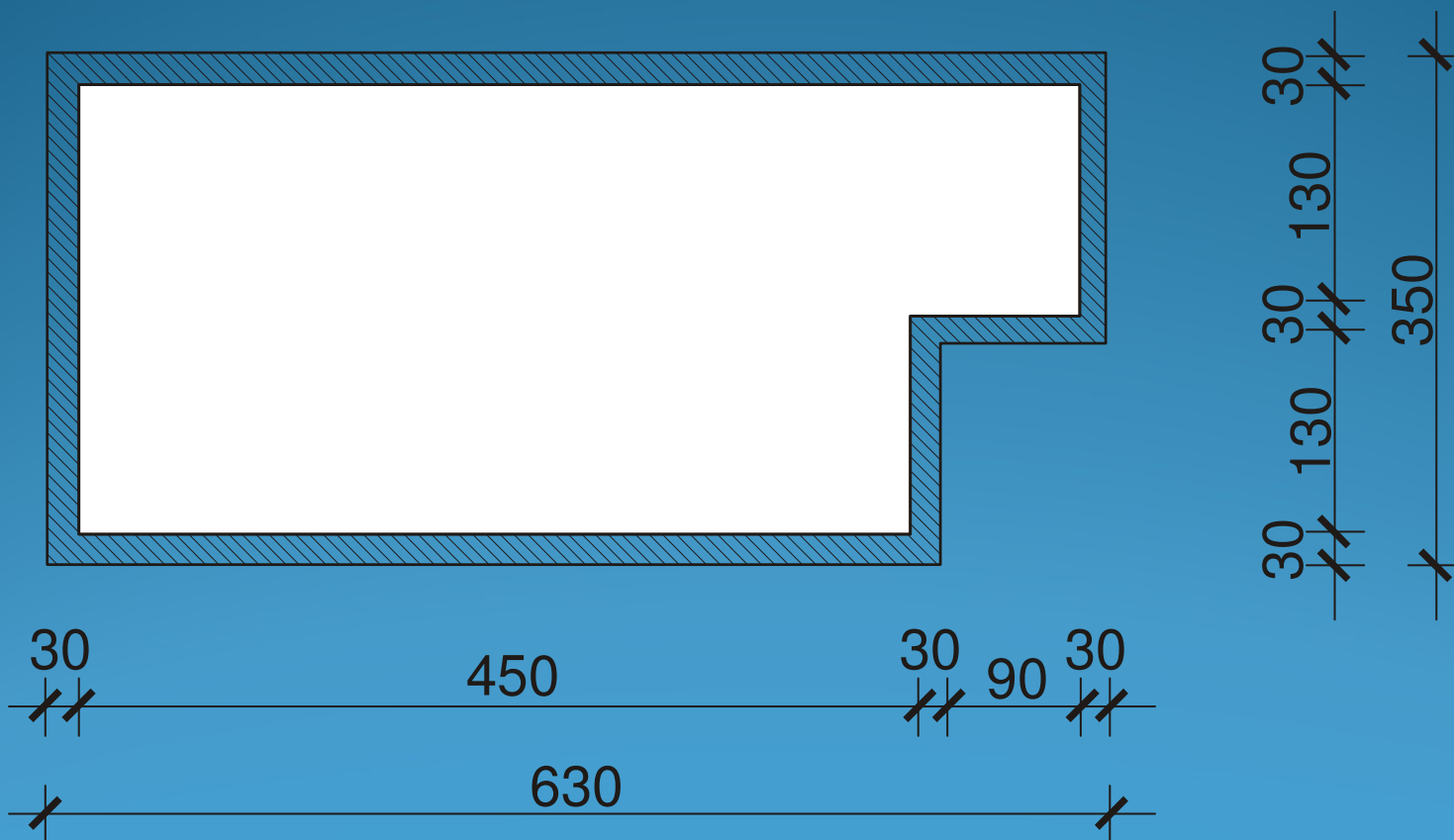


Kotiranje kružnih
elemenata

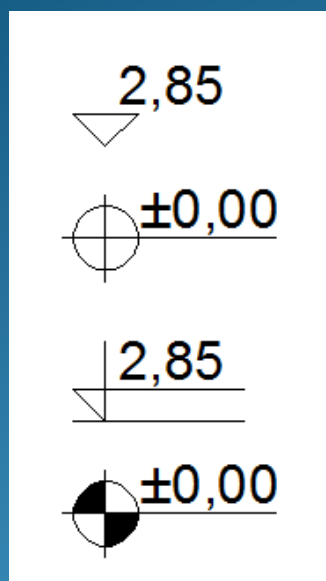
Kotiranje **nepravilnih** krivih



Primer : Kote se postavljaju sa svih strana oko osnove. Bliže kote su pojedinačne, a spoljne su kote preloma i ukupne. Rastojanje između kotnih linija kao i veličina cifara zavisi od veličine crteža, razmere....



Visinske kote



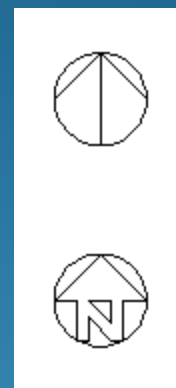
- u preseku

- u osnovi (dubinska)

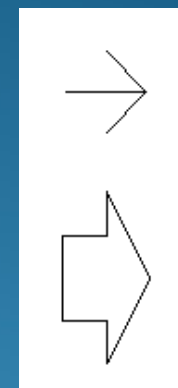
- u preseku

- u osnovi

Druge oznake



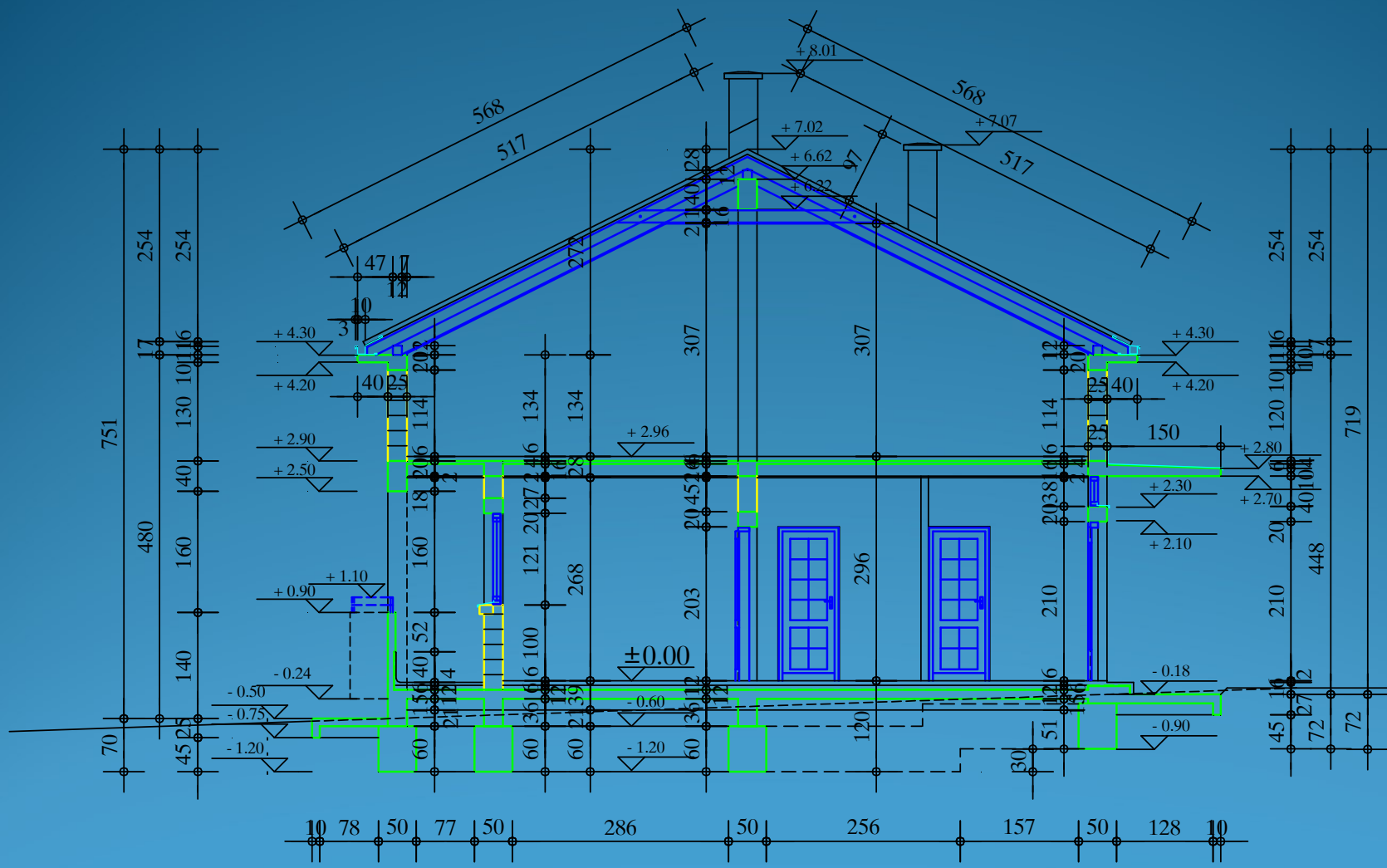
- sever



- smer kretanja

Visinske kote se postavljaju u preseku, u osnovi i u izgledima. Kota 0.00 predstavlja visinu gotovog poda prizemlja u stepenišnom prostoru objekta.

Kotiranje u preseku R 1:100

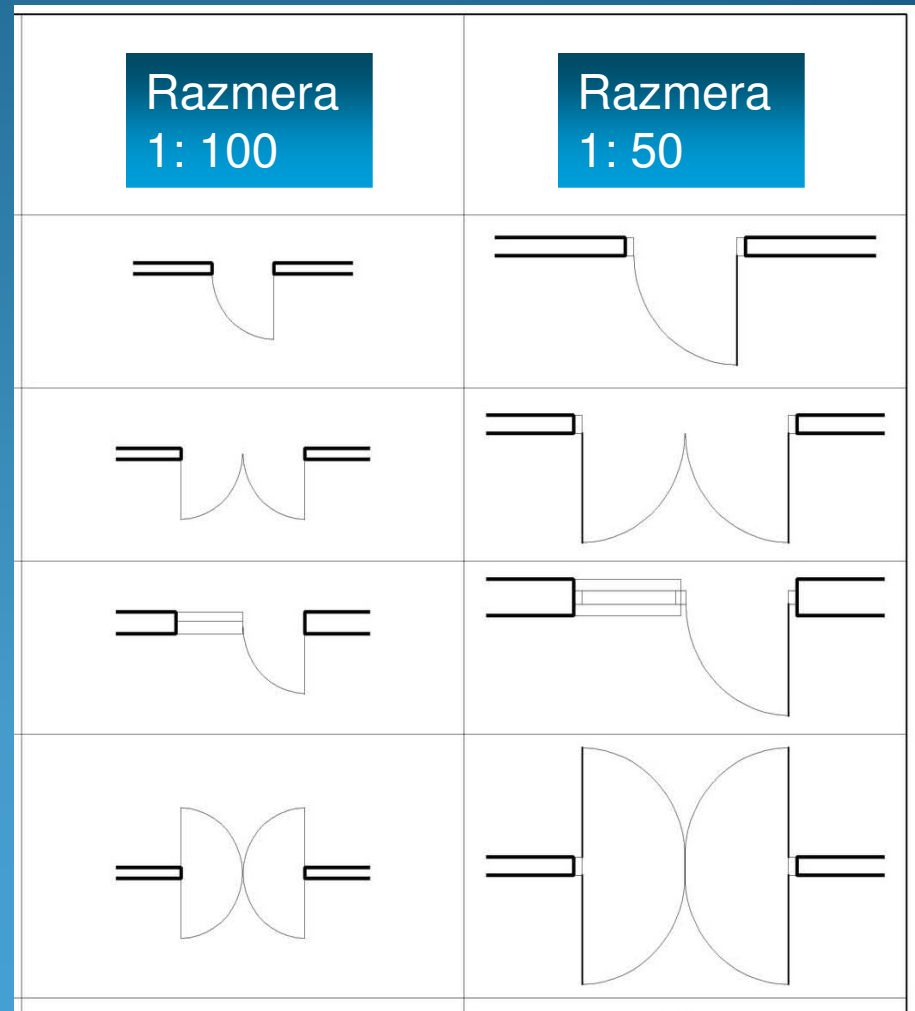


Vrata se otvaraju u unutrašnjost prostorije, sa izuzetkom ulaznih vrata kod javnih objekata.

4.4.1 Grafičko predstavljanje vrata

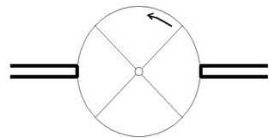
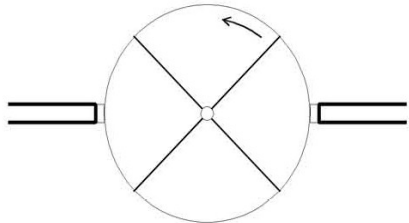



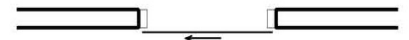

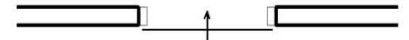
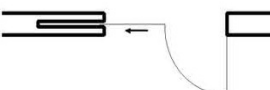
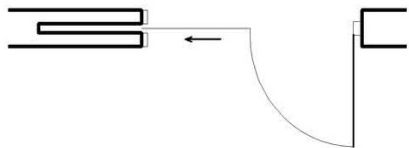
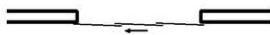

Tip vrata:

- jednokrilna u pregradnom zidu
- dvokrilna u pregradnom zidu
- prozor vrata na fasadnom zidu
- dvokrilna "klatno" vrata



Tip vrata:

- rotaciona vrata
- "harmonika" vrata
- klizna vrata (horizontalno)
- klizna vrata (vertikalno)
- kombinovana vrata
- teleskopska vrata


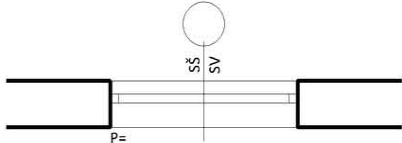

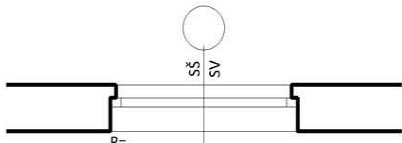

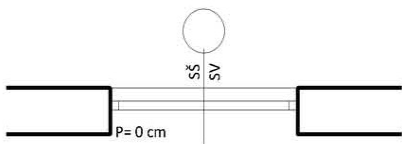

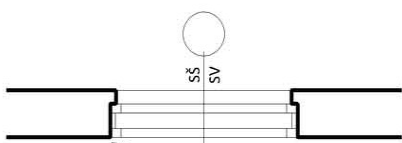
Razmera 1: 100	Razmera 1: 50
	
	
	
	
	
	

4.4.2

Grafičko predstavljanje prozora

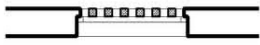
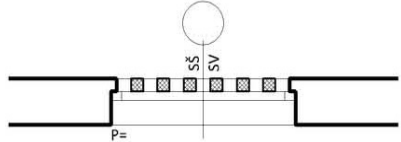

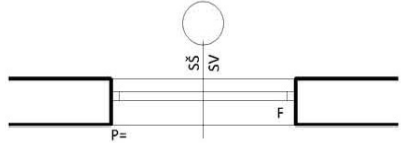
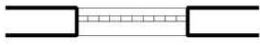
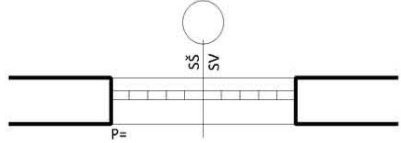
Tip prozora:

- prozor bez zuba
- prozor sa zubom
- prozor bez parapeta
- dvostruki prozor sa zubom

Razmera 1: 100	Razmera 1: 50
	
	
	
	

Tip prozora:

- prozor sa zubom i fiksnom rešetkom
- fiksni prozor
- fiksna "stena" od staklene opeke

Razmera 1: 100	Razmera 1: 50
	
	
	

Primeri prozora i vrata u glavnom projektu R 1:50

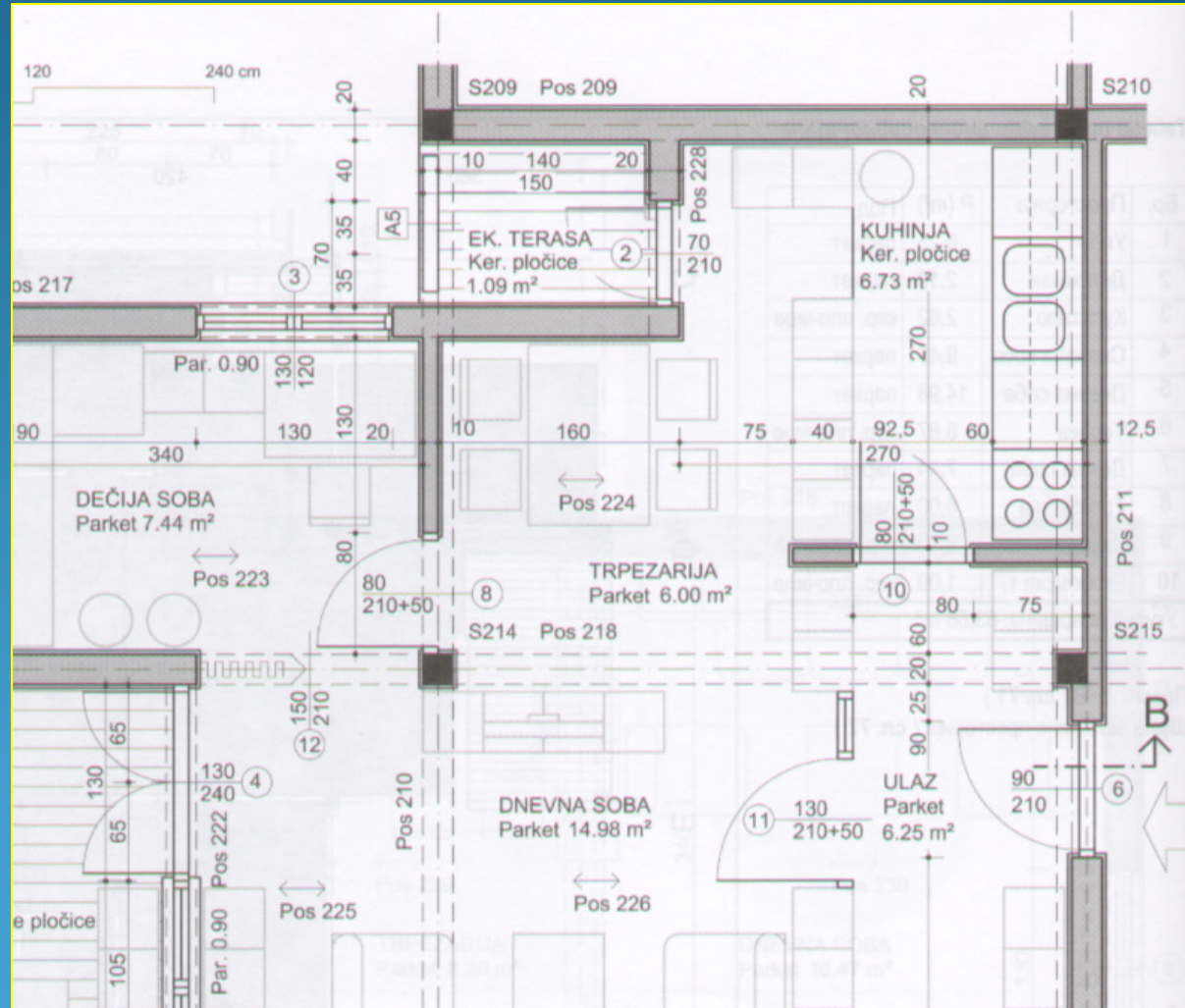
2 – vrata (balkon)
70/210 jednokrilna

3 – prozor
130/120 dvokrilni

4 – vrata (balkon)
130/240 dvokrilna

6 – vrata (ulaz)
90/210 jednokrilna

8 – vrata
80/210 +50 jedno-
krilna sa nadsv.













4.4.3

Grafičko predstavljanje sanitarija

Tip sanitarije:

- wc školjka (stojeća)
- wc školjka (viseća)
- pisoar
- bide
- umivaonik

	Razmera 1: 100	Razmera 1: 50
- wc školjka (stojeća)		
- wc školjka (viseća)		
- pisoar		
- bide		
- umivaonik		

Tip sanitarije:


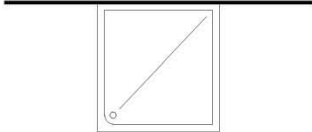
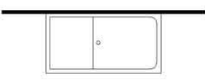
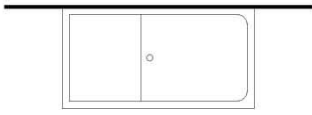






- tuš kada

- kada sedeća

- kada ležeća

- jednodelna sudopera




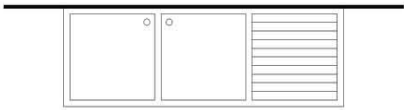





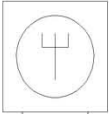
- dvodelna sudopera

Razmera 1: 100	Razmera 1: 50
	
	
	
	
	

4.4.4 Grafičko predstavljanje kuhinjskih elemenata

Tip kuhinjskog elementa :

- jednodelna sudopera sa ocedivačem
- dvodelna sudopera sa ocedivačem
- frižider
- mašina za pranje veša
- mašina za pranje sudova

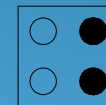
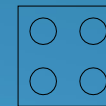

Razmera 1: 100	Razmera 1:50
	
	
	
	
	

Tip kuhinjskog elementa :

- električni grejač
- šporet sa čvrstim gorivom
- električni šporet
- šporet na plin
- kombinovani šporet

Razmera
1: 100

Razmera
1: 50



4.4.5

Grafičko predstavljanje

nameštaja




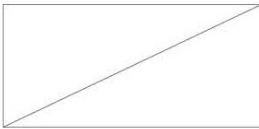
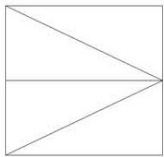
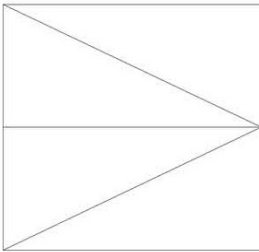

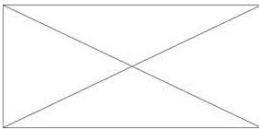
Tip nameštaja :

- pisaći sto

- krevet za jednu osobu











- krevet za dve osobe

- plakar

Razmera 1: 100	Razmera 1: 50
	
	
	
	

Tip nameštaja :

- stolica bez naslona
- stolica sa naslonom
- fotelja
- trosed
- sto

Razmera 1: 100	Razmera 1: 50
	
	
	
	
	

1- ulaz

2- predsoblje

3- dnevna soba

4- trpezarija

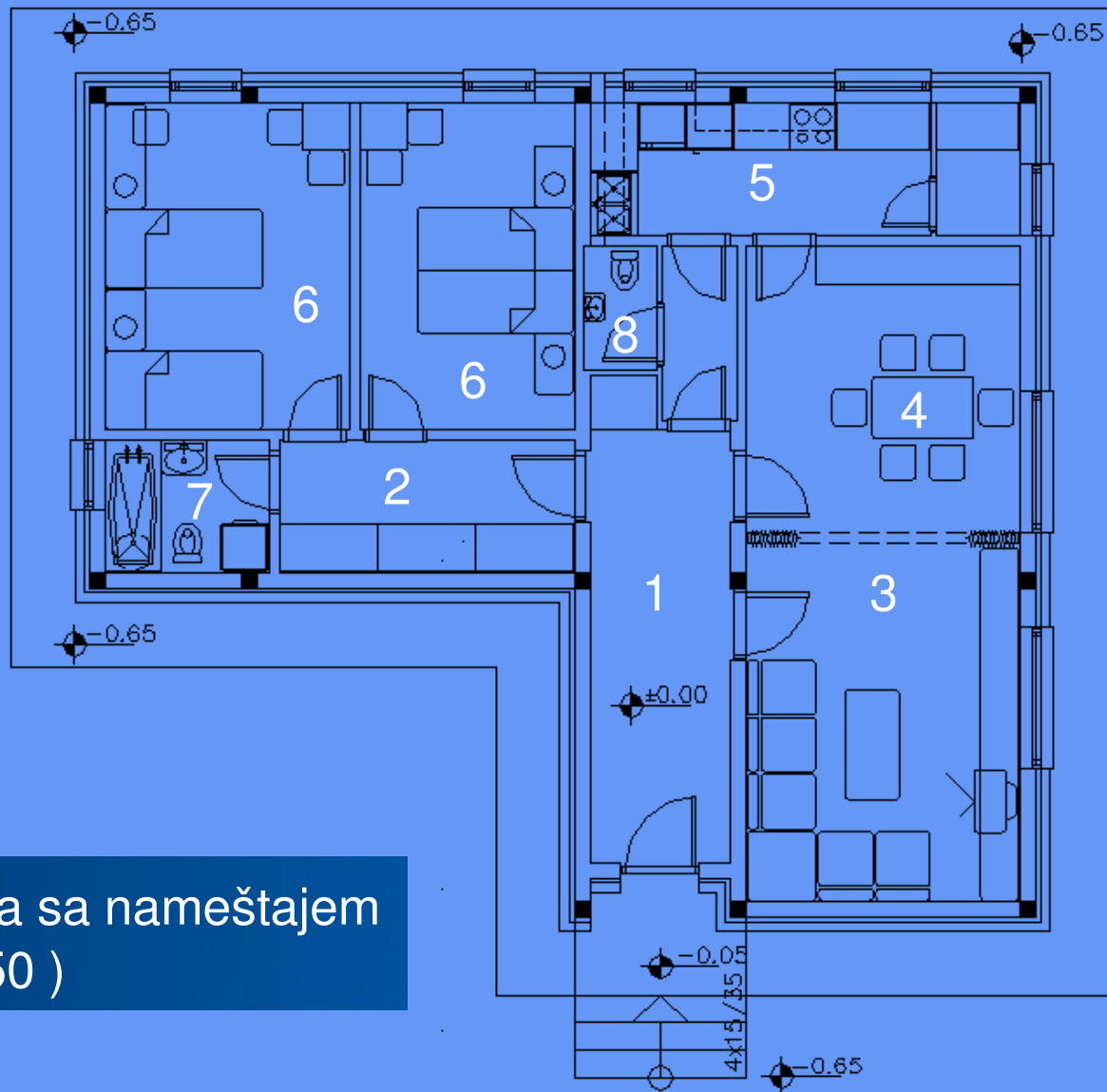
5- kuhinja i ostava

6- spavaća soba

7- kupatilo

8- wc

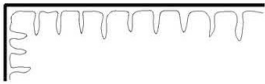
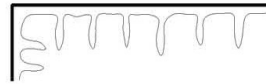


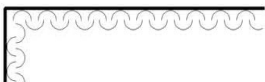
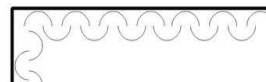



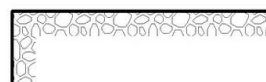

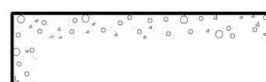
Primer osnove objekta sa nameštajem
(glavni projekat R 1: 50)



4.4.6 Grafičko predstavljanje materijala




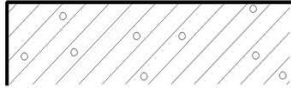




Tip materijala :

- teren prirodni
- nasuto tlo
- zemlja (humus)
- kamen
- krupan lomljeni kamen
- šljunak

Razmera 1: 100	Razmera 1: 50
	
	
	
	
	
	


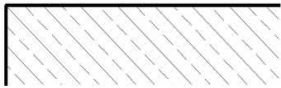




Tip materijala :

- armirani beton
- laki beton
- drvo u poprečnom preseku
- drvo u podužnom preseku
- metal u preseku

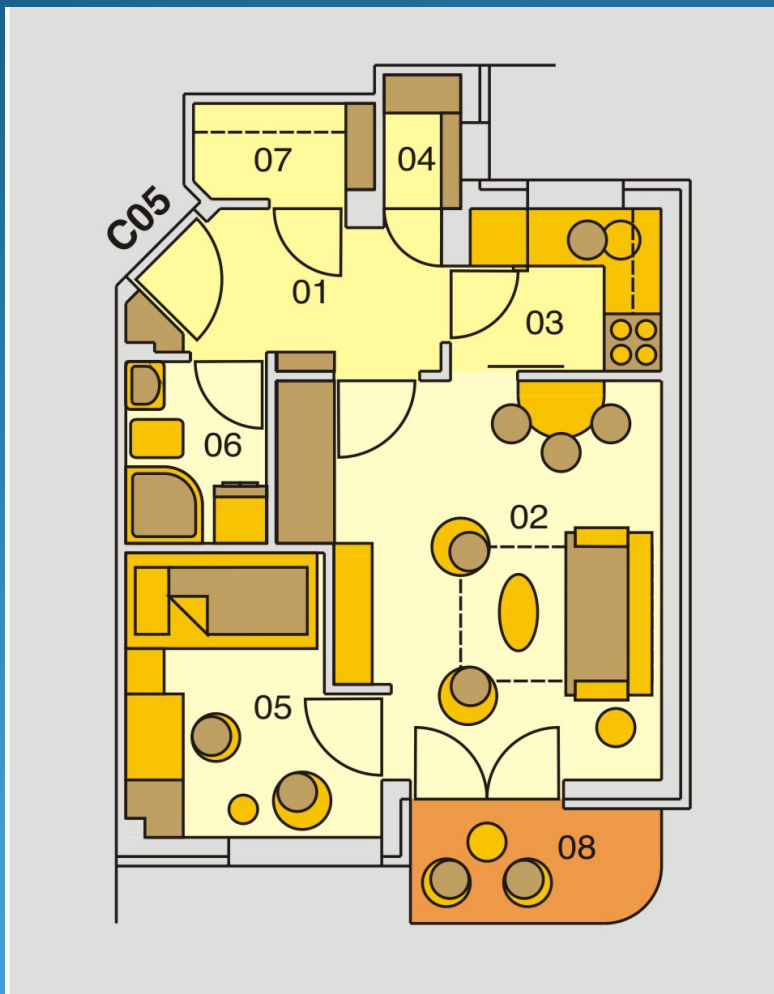
Razmera 1: 100	Razmera 1: 50
	
	
	
	
I [—	I [— naziv metala

Tip materijala :

- zid od kamena
- opeka
- beton

Razmera 1: 100	Razmera 1: 50
	
	
	

Zadatak: Prema dispoziciji nameštaja, prepoznati prostorije u stambenoj jedinici



Legenda:

- 1
- 2
- 3
- 4
- 5
- 6
- 7
- 8